

*Rialta*



## We put more into it, so you can get more out of it.

The Rialta from Winnebago Industries comes packed with more amenities and conveniences than ever.

So no matter where you're heading, your getaway is sure to be more enjoyable. And its compact size makes it so easy to load up and get on the road that you'll be tempted to get away a lot more often. Once on the road, you'll appreciate the engineering that makes the Rialta an investment that will take you down the road for years to come. For starters, unlike Class B conversion vans, the Rialta isn't adapted from another vehicle. It's engineered from the ground up.

Starting with a VW chassis and a stout but fuel-efficient 140 hp Volkswagen-engineered VR6 engine, Rialta is constructed with the same strict standards as larger Winnebago Industries motor homes. Which means you can get as lost as you want and still be comfortable.

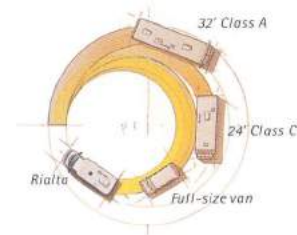


*The 2001 Rialta is equipped with a 2.8 liter VR6 engine.*





## More fun to drive. More ways to escape.

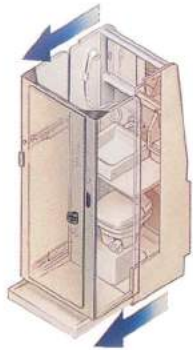


*Rialta has a tighter turning radius than other RVs and vans.*

Measuring in at a little less than 22 feet, the Rialta is a Class C motor home that is surprisingly easy and fun to drive. In fact, it has a turning radius that more closely resembles that of a car than a

motor home. This makes things like parallel parking and negotiating a drive-thru easy for the novice and downright exhilarating for the veteran. The Rialta's handling is a pleasant surprise as well. Front-wheel drive, four-wheel disc brakes, fully independent torsion bar front suspension and a four-speed automatic transmission make it easy to maneuver. It's actually so easy to drive, you'll be just as likely to take it across town as across the country. And while it's true the Rialta is exceedingly maneuverable and simple to own and operate, don't let its size fool you. The Rialta is loaded with the same kind of creature comforts and conveniences found in motor homes nearly twice its size. So no matter where the spirit moves you, the Rialta will make sure you get there in style.

## More intelligent use of space.



*The walls of the bath slide out to give you more room to clean up and use the available shower. When the walls slide in, there's more space to walk around in the coach.*

Perhaps the greatest asset of the Rialta is its uncanny use of space. Every available inch has been utilized in a way that could only come from Winnebago Industries engineering. Take the bathroom, for example. It's constructed with telescoping walls. When extended, there's room for a toilet, fold-down sink, medicine cabinet with mirrored sliding

doors, two towel bars and, amazingly enough, a shower package. And since no bathroom would be complete without a powered overhead fan, there's one of those too. In the rear dinette models, you'll even find a large, lighted wardrobe cleverly positioned just rear of the bath. Why go to all this trouble fitting so many comforts into the Rialta? Because at Winnebago Industries, we want everyone to experience the full motor home experience, no matter what size coach you prefer to drive.



## Hidden advantages.

*The Rialta is full of surprises, including a convenient storage area that's accessible through the rear cap. Inside the lighted compartment you'll even find a power cord for quick hookups.*



**Bed and breakfast.** The well-lit dinette features a beverage tray and backwall table storage for converting the area into a sleeping space. Overhead you'll find a convenient blanket shelf and an available videocassette player.



**Quick fix.** The galley features a two-burner recessed range top, microwave and stainless steel sink. A flip-up counter extension and drop-in sink cover add valuable work space to the galley area. The skylight and additional ceiling light help illuminate the galley.



**Built to suit you.** The wardrobe gives you additional closet space and has a carpeted floor.



**Redefining reclining.** Three reclining positions on the rear captain's chairs make travel more comfortable. Fold them down to create additional sleeping space.



**Cool comfort.** Auxiliary automotive air conditioning located in the cab ceiling provides cooling for the coach area. A beverage tray with cupholders and storage bin is located conveniently between the driver and passenger.

## Model 22FD standard



**Sleep on it.** This floor plan features a double-sized Serta® mattress to provide the ultimate in sleeping comfort. Wide handles make it easier to open and close cabinet doors and drawers.



**Store it.** The underbed storage area is roomy enough to hold sports equipment and other bulky items.



**Pack it in.** You'll wonder how Class B van owners live without Rialta's generous storage space. The rear sleeping area includes a vanity with TV shelf, ample wardrobe space and more cabinetry for storing all kinds of provisions.



**Sky's the limit.** A skylight helps illuminate the efficient galley, which includes a single-door Norcold® refrigerator and microwave.



**Hidden convenience.** The innovative bathroom utilizes telescoping walls and features a mirrored medicine cabinet with sliding doors and additional lighting. And unlike conversion vans, the Rialta is roomy enough to include a fold-down sink, lavatory and shower.

## Model 22FD optional twin beds



**Twice the comfort.** The available twin-bed floor plan, which also features Serta mattresses, comes with two shirt closets, a nightstand and additional storage space under the right bed. There's also a removable pedestal table located in the center aisle.



**Cuisine on the go.** The galley is packed with features including a microwave, sink and available oven. A three-burner range top (with one high-output burner) gives you more cooking flexibility while the range top cover makes efficient use of space.



**A place for everything.** At the rear of the roomy dinette area is a wide, flat countertop with convenient cupholders and hideaway storage for the dinette table. An overhead bedding shelf above the countertop gives you plenty of room to store blankets, bedding and other items.



**Very cool.** This floor plan features a large refrigerator/freezer with two drawers below and a large counter on top.



**Full comfort ahead.** The roomy cab features an easy-to-read dash, convenient controls, driver and passenger airbags, and seats with excellent lumbar support and available leather.



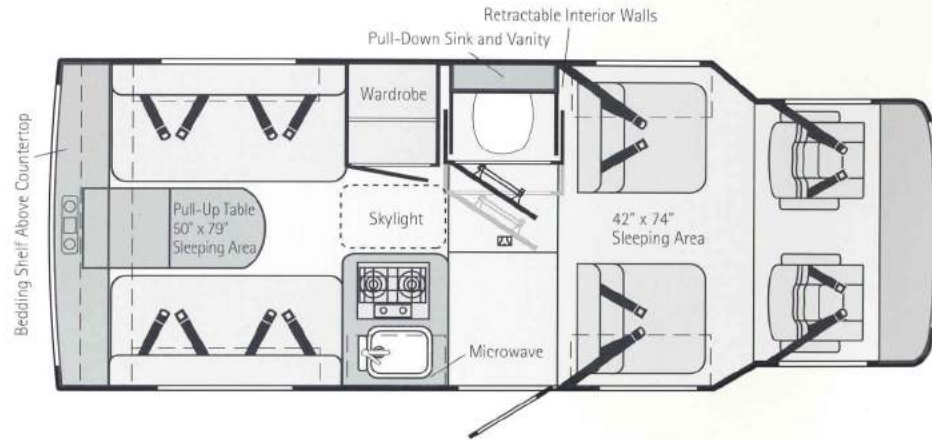
**Cozy nights.** Sleep the night away on the full-length bed created by the fold down dinette. Side windows open to a cool evening breeze while the rear countertop becomes a convenient nightstand.

## More ways to make the Rialta uniquely yours.

### 22QD

This model features four captain's chairs up front and a rear dinette. Both the dinette and the rear captain's chairs convert into generous sleeping spaces.


Length	21'8"	Exterior Width	7'4"
Interior Width	6'10.5"	Interior Height-Max.	6'2"



### Interiors

Medium gray leather-faced seating upgrade available in both the Canyon Spruce and Gray Flannel interiors (see specifications page for details).

#### Canyon Spruce



#### Gray Flannel



### Exterior Valances

#### Berrywood Metallic



#### Sahara Metallic

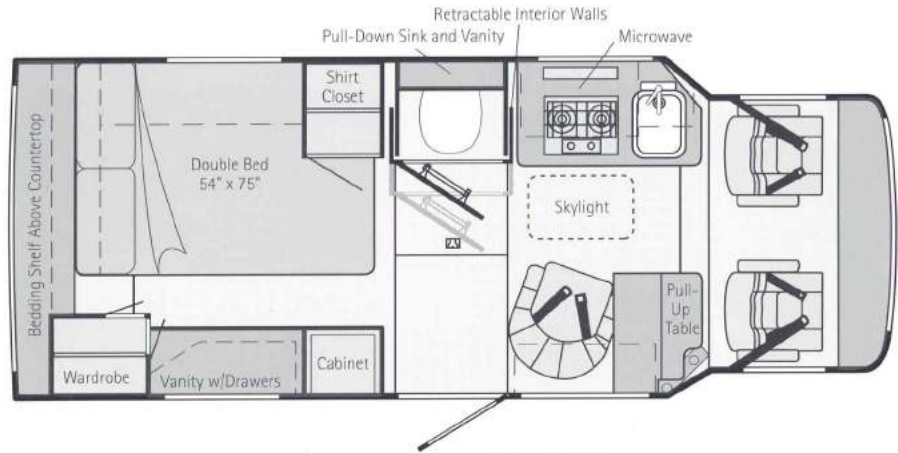




## 22FD (Standard)

This floor plan includes a large double bed and a rear passenger side vanity and storage compartment. There's also a pull-up table and swivel lounge chair with a skylight overhead.

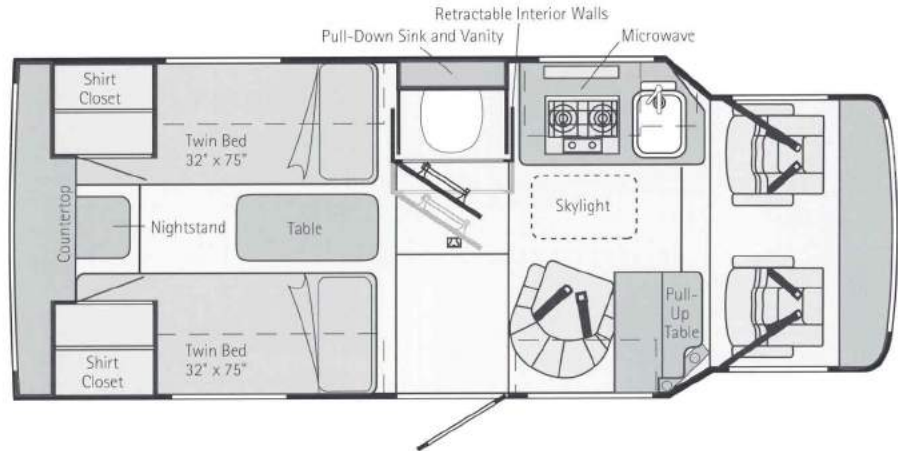
Length	21'8"	Exterior Width	7'4"
Interior Width	6'10.5"	Interior Height-Max.	6'2"



## 22FD (Optional)

Like the standard unit, this model features woodgrain cabinetry. It also has twin beds with storage under the passenger side bed, a pedestal table, a nightstand and shirt closets.

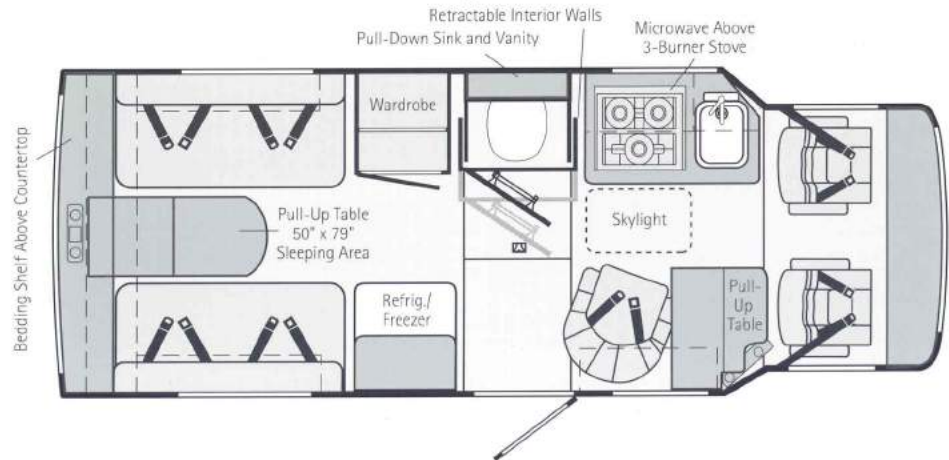
Length	21'8"	Exterior Width	7'4"
Interior Width	6'10.5"	Interior Height-Max.	6'2"



## 22HD

This floor plan features a larger Norcold refrigerator/freezer, increased galley storage space and a three-burner range top.

Length	21'8"	Exterior Width	7'4"
Interior Width	6'10.5"	Interior Height-Max.	6'2"



Note: Dashed lines denote overhead areas.

## Comes already packed.



Our exclusive interlocking joint system connects the roof and walls for a durable, better-sealed body.



The available exterior wash station with pump switch is perfect for quick cleanups.



The rear storage compartment contains a convenient power cord and light. And since the spare tire is located under the chassis, this area offers room for bulky items.

The large rear window is equipped with defogger/defroster and a wiper/washer to enhance visibility when changing lanes or backing out of driveways.

Coleman 7,100 BTU roof-mounted air conditioning provides maximum cool, quiet airflow.

We've developed Thermo-Panel® sidewall construction that is lightweight and durable.

A gray tint band along the top of the windshield helps shield the sun and makes traveling easier on the eyes.



The dashboard features easy-to-read analog instrumentation and convenient controls.



The low-mounted driver and passenger side mirrors are remote controlled and heated.

The complete rear floor is made of steel for superior strength, and is electrocoated and undercoated to resist corrosion.

The high-mount rear brake light is another safety feature the Rialta offers.



Low entrance doors and nonslip tread strips on the running boards make getting in and out easier.

The 140 hp VR6 engine offers fuel economy and quiet operation.

Select appliances are secured with steel tie-downs, an exclusive Winnebago Industries safety feature.



The powerful Onan® MicroLite™ KVL 2.8 kw generator gives you the freedom to explore places without hookups.

Simulated wind tunnel tests confirmed Rialta has virtually zero drag along the sides of the vehicle, offering exceptional performance and fuel efficiency.

Rialta's aerodynamic styling and even weight distribution help it maintain an impressive 16.34 miles per gallon combined.\*

The welded tubular aluminum framework is stronger and lighter than the wood used on other vehicles this size.

Unlike conversion vans, the Rialta comes with a furnace to keep you comfortable on chilly nights.

To make sure each unit is watertight, we conduct a water test simulating an intense rainfall.

For even greater cooking flexibility, the 22HD galley includes a microwave, sink, three-burner range top, available oven and larger refrigerator/freezer.

A 2000 lb. drawbar trailer hitch and rear air springs are standard this year.

Alarms that detect smoke, LP gas and carbon monoxide are standard equipment.

Every Rialta comes with a 2-year/24,000-mile warranty on the coach body, chassis and cab and a 5-year/50,000-mile warranty on the powertrain.

\*Combined average of city and highway using U.S. E.P.A. testing guidelines. Ambient temperature 85°F.

# Specifications

	22QD	22FD	22HD
<b>2001 Rialta</b>			
Length	21'8"	21'8"	21'8"
Exterior Height w/Roof Air <sup>Δ</sup>	8'6"	8'6"	8'7"
Exterior Width	7'4"	7'4"	7'4"
Interior Height – Maximum	6'2"	6'2"	6'2"
Interior Width	6'10.5"	6'10.5"	6'10.5"
Fuel Capacity	21 gal.	21 gal.	21 gal.
Fresh Water Capacity w/Heater	20 gal.	20 gal.	20 gal.
Holding Tank Capacity – Black Water	13 gal.	13 gal.	13 gal.
Holding Tank Capacity – Gray	9 gal.	6 gal.	7 gal.
LP Capacity (W.C.) <sup>◊</sup>	7 gal.	7 gal.	7 gal.
GVWR	7,275 lbs.	7,275 lbs.	7,275 lbs.
GCWR	9,275 lbs.	9,275 lbs.	9,275 lbs.
Wheelbase	152"	152"	152"

S Standard  
O Optional

	22QD	22FD	22HD
<b>Automotive</b>			
Chassis – Volkswagen – 2.8 L fuel-injected gas engine, 4-speed electronically controlled automatic transmission, 280-amp. battery/150-amp. alternator	S	S	S
Air springs – rear auxiliary	S	S	S
Tires (radial) w/spare	S	S	S
<b>Driver Conveniences</b>			
Automotive heater/air conditioner – in-dash and auxiliary rear automotive heater	S	S	S
Auxiliary cab ceiling air conditioner w/4 outlets	S	S	S
Battery charge control – dual, automatic	S	S	S
Beverage tray w/cupholders	S	S	S
Cruise control	S	S	S
Curtain – front wraparound	S	S	S
Daytime running lamps	S	S	S
Defogger/defroster – rear window	S	S	S
Door locks – power (cab and entrance)	S	S	S
Exterior mirrors – low mounted, electric remote control, heated	S	S	S
Floor mats – rubber	S	S	S
Hood release – interior, remote control	S	S	S
Start circuit – emergency auxiliary	S	S	S
Steering – power assisted – rack and pinion	S	S	S
Sunvisors	S	S	S
Time delay interior cab lighting	S	S	S
Trim panels – driver and passenger doors, includes storage	S	S	S
12-Volt electrical supply/lighter	S	S	S
Windows – power (cab) driver with express down	S	S	S
Windshield wipers (intermittent)	S	S	S
Wiper/washer – rear window	S	S	S
<b>Front Seating Area</b>			
Seats (cab) – reclining mid-back design, headrests, adjustable armrests, lumbar support (drivers-adjustable, passenger-fixed) swivel/slide pedestals, 3-point retracting seat belts	S	S	S

S Standard  
O Optional

	22QD	22FD	22HD
Seats (companion) – adjustable reclining back, headrests, converts to a bed (42" x 74"), 3-point retracting seat belts	S		
Leather-faced seat upgrade (cab only)	O	O	O
Leather-faced seat upgrade (cab and coach)	O	O	O
Lounge chair and cabinet w/fold-up table, magazine rack and cup holders	S	S	
110-Volt AC outlet, 12-Volt DC receptacle	S	S	S
<b>Entertainment</b>			
Deluxe sound system – includes 4 deluxe speakers and one sub-woofer (replaces standard speakers)	O	O	O
Stereo w/cassette (cab) – Sony® AM/FM, 6 speakers	S	S	S
Stereo w/CD player (cab) – Sony® AM/FM, 6 speakers	O	O	O
TV (9" color) w/remote, 12-Volt DC	O		
TV enhancement package – antenna (amplified), 1 DC receptacle, 1 interior jack, coax wiring, cable input	S	S	S
Video cassette player (requires TV option)	O		
<b>Rear Dining Lounge</b>			
Convertible dinette/bed (50" x 79")	S	S	
Convenience tray – includes cupholders and storage tray (backwall countertop)	S	S	
Table (fold-out from backwall storage)	S	S	
<b>Interior</b>			
Carpeting w/pad – stain resistant	S	S	S
Ceiling – fabric	S	S	S
Ceiling lights (single & double bulbs)	S	S	S
Ceiling vent – powered ventilator fan, galley/bath	S	S	S
Color themes (interior) – choice of Gray Flannel or Canyon Spruce	S	S	S
Cupholders (companion seats)	S		
Skylight	S	S	S
Wardrobe – carpeted floor, clothes rod, light	S	S	S
Windows, coach – tinted w/31% light transmittal	S	S	S
<b>Galley</b>			
Countertop extension – flip-up	S		
Microwave oven	S	S	S
Range top – 2 burners, recessed w/cover	S	S	
Range top – 3 burners w/cover	S		
Range top – 3 burners w/cover and oven	O		
Refrigerator – single door w/door storage, 110-Volt AC/LP/12-Volt DC	S	S	
Refrigerator/freezer – single door, 110-Volt AC/LP/12-Volt DC	S		
Refrigerator – single door, high altitude, 110-Volt AC/LP/12-Volt DC	O	O	O
Sink – stainless steel, recessed w/countertop cover	S	S	S
<b>Bedroom</b>			
Bedding shelf*	S	S	S
Double bed – w/fitted bedspread, access to storage below, 2 bed pillows w/shams, 3-drawer vanity, shirt closet, wardrobe, decorator wall lamps, TV shelf	S		
Twin beds – w/access to storage below night bed, fitted bedspreads, 2 bed pillows w/shams, nightstand, 2 shirt closets, removable pedestal table, decorator wall lamps	O		

S Standard  
O Optional

	22QD	22FD	22HD
<b>Bathroom</b>			
Cabinet – expandable	S	S	S
Medicine cabinet – mirrored doors	S	S	S
Shower package – shower curtain, flexible showerhead, shower pan w/power drain	S	S	S
Sink – fold-down	S	S	S
Tissue holder	S	S	S
Toilet – marine style w/ foot pedal	S	S	S
Towel bars (2) on bath door	S	S	S
Vanity shelf – fold-down	S	S	S
<b>Exterior</b>			
Bumpers – molded, steel reinforced	S	S	S
Entrance door w/screen door	S	S	S
Exterior wash station w/pump switch	O	O	O
Fuel fill door, flush mount – lockable cap	S	S	S
Lower exterior paint (Sahara or Berrywood Metallic)	S	S	S
Mudflaps – front and rear (4)	S	S	S
Outlet – 110-Volt, curbside	S	S	S
Running boards (fiberglass) – w/fender flares	S	S	S
Sewer hose and storage compartment	S	S	S
Storage compartment (rear cap)	S	S	S
Tire tools – jack, jack handle, lug wrench, spare tire	S	S	S
Trailer towing package – 2000# drawbar/100# maximum vertical tongue weight with male trailer plug connector and fixed mount trailer wiring female socket connector	S	S	S
Water tank, gravity fill with locking door	S	S	S
Wheel covers	S	S	S
<b>Systems</b>			
Air conditioning* – roof, 7,100 BTU	S	S	S
Battery (auxiliary) 2 deep cycle marine/RV	S	S	S
City water hookup	S	S	S
Electrical control center – 110-Volt AC/12-Volt DC, 45-amp. remote electronic converter/charger, AC circuit breakers, DC fuses, 30-amp. power cord	S	S	S
Furnace – electronic ignition, 19,000 BTU	S		S
Furnace – electronic ignition, 17,000 BTU, ducted	S		
Generator prep kit – gas line, 12-Volt wiring	S	S	S
Generator – 2,800 watt, Onan® MicroLite™ gas, w/hourmeter	O	O	O
LP tank – permanent mount w/gauge	S	S	S
Monitor panel – water, holding and LP tank levels, battery condition gauge, water pump switch, generator start/stop switch	S	S	S
Water heater – 4 gal., 110-Volt electric w/Motoraid	S	S	S
Water pump (demand)	S	S	S
<b>Safety</b>			
Carbon monoxide detector/alarm	S	S	S
High mount brake light	S	S	S
Driver/passenger side airbags	S	S	S
Fire extinguisher (10-B.C.)	S	S	S
Ground fault circuit interrupter	S	S	S
Lap belts in selected areas	S	S	S
Smoke and LP leak detector/alarms	S	S	S
Three-point seat belts on forward facing seats	S	S	S

◊ Capacities shown are tank manufacturer's listed water capacity (W.C.). Actual filled LP capacity is 80% of listing due to safety shut-off required on tank. \*Not all items available in combinations. See dealer for details.

Δ The height of each model is based on the curb weight of a typically equipped unit on the standard chassis. The actual height of your vehicle may vary by as much as 2" depending on chassis or equipment variations.

Winnepago Industries' continuing program of product improvement makes specifications, equipment, model availability and prices subject to change without notice.

# More protection for your peace of mind.

## Warranty protection

The Rialta comes with one of the most comprehensive warranties in the industry. The coach body of Rialta is covered by Winnebago Industries' 2-year/24,000-mile warranty while Volkswagen of America, Inc. covers the chassis/cab for 2 years/24,000 miles and the powertrain for 5 years/50,000 miles.

## Premium Roadside Assistance Program



Our Premium Roadside Assistance Program covers all our 2001 motor homes.

Every new Winnebago Industries motor home comes with a one-year membership in our Premium Roadside Assistance Program. This 24-hour nationwide assistance plan covers emergency dispatching for road service and towing, service questions and recommendations, plus other free services including jump starts, tire changing, fuel delivery and lockout assistance.

## TripSaver Program



Mechanical emergency while on vacation? Just go to your nearest Winnebago Industries

dealer. We guarantee all qualifying, in-stock warranty parts will be air shipped within 24 hours. A part that is not in stock will be expediently manufactured and shipped air freight.



*The Rialta features the protection of a driver-side and front passenger-side air bag Supplemental Restraint System (SRS).*


## Winnebago-Itasca Travelers (WIT) Club

Winnebago Industries vehicle owners are eligible to enroll in the Winnebago-Itasca Travelers (WIT) Club. As a member, you'll enjoy many benefits including mail forwarding, trip planning, rallies, caravans and more.



# Protect yourself from buying the wrong motor home.

One of the best ways to find out what kind of motor home you're buying is to put on a hard hat and watch how it's put together. Which is why we place a lot of emphasis here in Forest City, Iowa, on the Winnebago Industries factory tour. We've developed so many ways to make motor homes better, a firsthand look at the factory tends to be a very educational and persuasive experience. Once inside you're introduced to concepts such as on-site manufacturing (a rarity in our business), our rigorous testing process and much more. Buying a motor home is a big decision. But the more you know about how we build them, the more comfortable you'll be choosing the right one for your needs. Unable to come to the factory? Ask for this free guide next time you visit your Winnebago Industries dealer.



Seat belts are your most important hookup. Always buckle up.  
Visit us at [www.winnebagoind.com](http://www.winnebagoind.com)